

# Air Conditioning

## Product Information

### PLA-RP35BA : Standard Inverter Heat Pump

R410A 4-Way Blow Ceiling Cassette System

Mr.SLIM™



Our standard inverter range offers customers all the features and benefits of inverter technology whilst being cost effective.

## FEATURES



### INDOOR

|   |                               |
|---|-------------------------------|
| Heating Capacity (kW) (nominal)             | 3.6 (0.9 - 5)                 |
| Cooling Capacity (kW) (nominal)             | 3.6 (1 - 3.9)                 |
| Heating Capacity (kW) (UK)                  | 3.0 (0.75 - 4.15)             |
| Cooling Capacity (kW) (UK)                  | 3.55 (1 - 3.85)               |
| SHF (nominal and UK)                        | 0.84                          |
| COP / EER (nominal)                         | 3.83 / 3.30                   |
| SCOP / SEER                                 | 3.9 / 5.2                     |
| Energy Efficiency Class - Heating / Cooling | A / A                         |
| Pipe Size Gas (mm [in])                     | 9.52 (3/8")                   |
| Pipe Size Liquid (mm [in])                  | 6.35 (1/4")                   |
| Airflow (m <sup>3</sup> /min) Lo-Mi-Mi2-Hi  | 11 - 12 - 13 - 15             |
| Sound Pressure Level (dBA) Lo-Mi-Mi2-Hi     | 27 - 28 - 29-31               |
| Sound Power Level (dBA) Cooling             | 54                            |
| Dimensions (mm) Width x Depth x Height      | 840(950) x 840(950) x 258(35) |
| Weight (kg) Unit / grille                   | 22 / 6                        |
| Electrical Supply                           | FED BY OUTDOOR UNIT           |
| Phase                                       | SINGLE                        |
| Fuse Rating (BS88) - HRC (A)                | 6                             |
| Interconnecting Cable No. Cores             | 4                             |

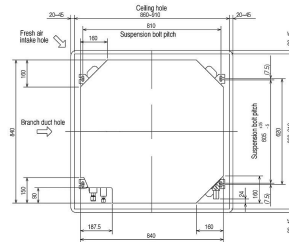
### OUTDOOR

|   |                   |
|---|-------------------|
| Sound Pressure Level (dBA) Heating / Cooling          | 50 / 49           |
| Sound Power Level (dBA) Cooling                       | 62                |
| Weight (kg)   | 35                |
| Dimensions (mm) Width x Depth x Height                | 800 x 285 x 550   |
| Electrical Supply                                     | 220-240V, 50HZ    |
| Phase   | SINGLE            |
| System Power Input (kW) - Heating / Cooling (nominal) | 0.94 / 1.09       |
| System Power Input (kW) - Heating / Cooling (UK)      | 0.85 / 0.87       |
| Starting Current (A)                                  | 5                 |
| System Running Current (A) [MAX] - Heating / Cooling  | 4.51 / 4.57 [8.4] |
| Fuse Rating (BS88) - HRC (A)                          | 10                |
| Mains Cable No. Cores                                 | 3                 |
| Max Pipe Length (m)                                   | 20                |
| Max Height Difference (m)                             | 12                |
| Charge R410A (kg) - Pre charged length (m)            | 1.15 - 30         |

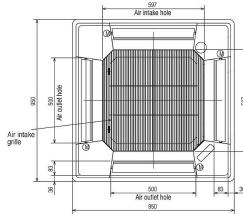
### DIMENSIONS

PLA-RP35BA

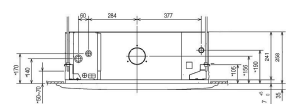
Upper View >



Front View >



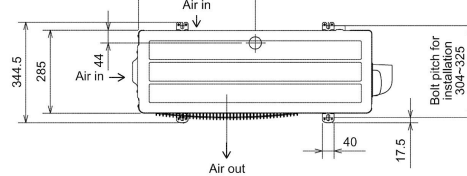
Side View >



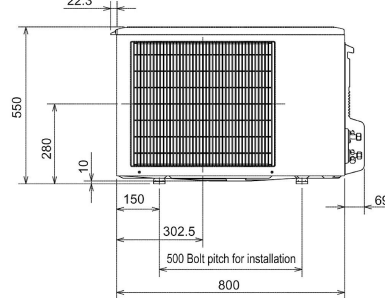
### DIMENSIONS

SUZ-KA35VA3

Upper View >



Front View >



Side View >

